

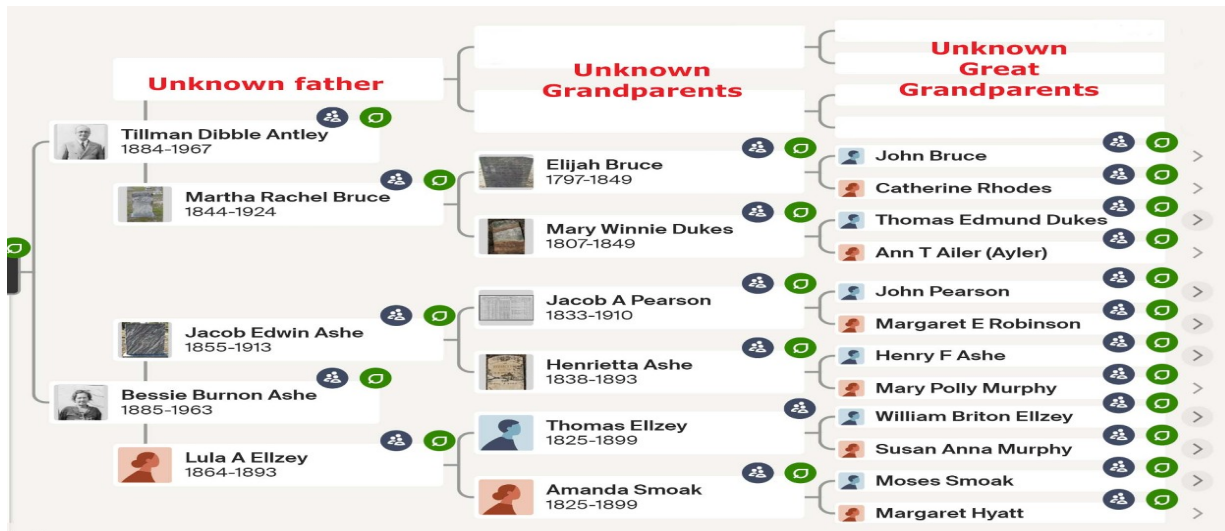
Searching for Dibble's Ancestors

Step 1: Defining the Research Question

I am trying to find the father of my paternal grandfather Tillman Dibble Antley. He was born in 1884 near Orangeburg, Orangeburg, South Carolina, USA. His mother was Martha Rachel Bruce (1844-1924) and he married Bessie Burnon Ashe (1885-1963) about 1905.

Step 2: Gathering of Known Information and Creating Groups

The pedigree chart:



Which of my DNA Matches can help me find my grandfather's father?
Maybe I can find DNA Matches that descended from the Red Text ancestors.
I can gather them and hope one or more of them has a tree with granddaddy's father.
Ancestry ThruLines can't help me because those unknown ancestors are not shown.

Maybe ThruLines will show some DNA Matches that descended from Martha Rachel Bruce's children. If so, I could create a custom group and gather DNA Matches into that group. That way I would have all my DNA Matches gathered that are connected to Martha, Tillman and Tillman's father.

Searching for Dibble's Ancestors

Relationships List

Martha Rachel Bruce
Great-grandmother
1844-1924

Rebecca June Antley
Grandaunt
1880-1965
2 DNA Matches

Martha Moless Antley
Grandaunt
1882-1976
2 DNA Matches

Tillman D Antley
Paternal grandfather
1884-1967
5 DNA Matches

Edward Ansel Antley
Father
1907-1965



Jim Antley

There are 9 children shown that descended from Martha and her unknown husband. There are a total of 27 possible DNA Matches from Martha. There are 5 DNA Matches from Tillman. I don't need these. Looking through the DNA Matches descended from Tillman's siblings, several of them are chosen to create a custom Dot Group. A custom group is created, named A08-09 Antley-Bruce and assigned a Red Dot. Antley was used for Tillman's father's surname because I am assuming that he was an Antley. A08 and A09 are the Ahnentafel numbers for these ancestors who are my paternal grandfather and grandmother.

A custom group was created, named "A08-09 Antley-Bruce" and assigned a Red Dot.

Edit group

Group Name
A08-09 Antley-Bruce

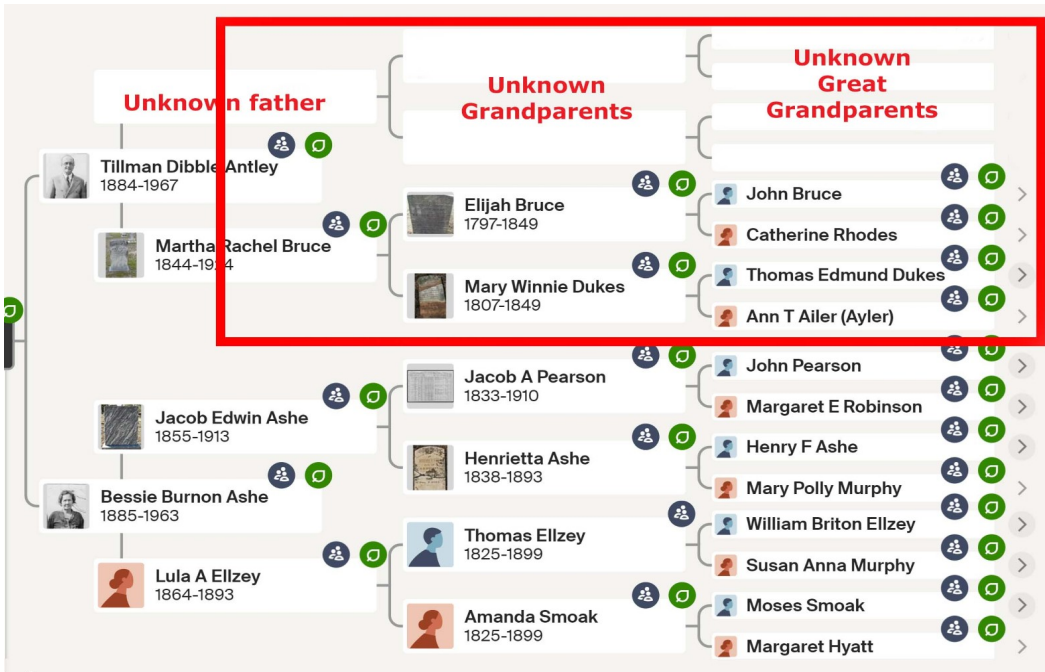
Assign a color  

Save

Delete group

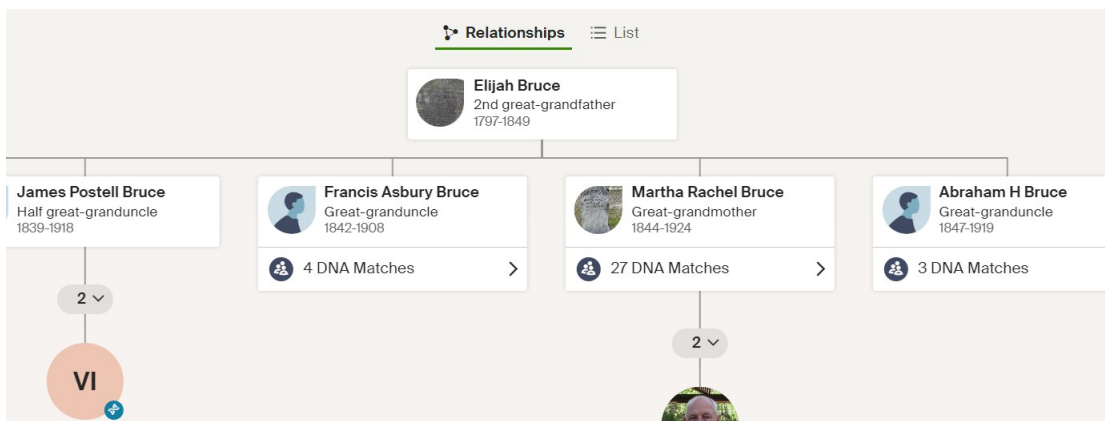
I clicked Shared Matches on the DNA Match used to create the custom group and added every DNA Match in the list to the A08-09 Antley-Bruce group.

Searching for Dibble's Ancestors



I used some of other DNA Matches descendants from Martha's children to gather more DNA Matches into the A08-09 Antley-Bruce group. Among all those DNA Matches with a Red Dot could be DNA Matches that descended from Unknown Grandparents and Unknown Great Grandparents. But among them are also DNA Matches that descended from Elijah and Mary as well as descendants from John and Catherine and Thomas and Ann. Those DNA Matches need to be filtered out.

ThruLines is used again to find DNA Matches that descended from Elijah and Mary. They had 10 children that had DNA Matches descended from them. There are a total of 73 possible DNA Matches. Martha shows as one of the children and accounts for 27 of those DNA Matches. This matches what we already learned above. Some of the DNA Matches from Martha's siblings were used to create another custom dot group.



Searching for Dibble's Ancestors


This new custom group was named "A18-19 Bruce-Dukes and assigned a Green Dot.



Create custom group

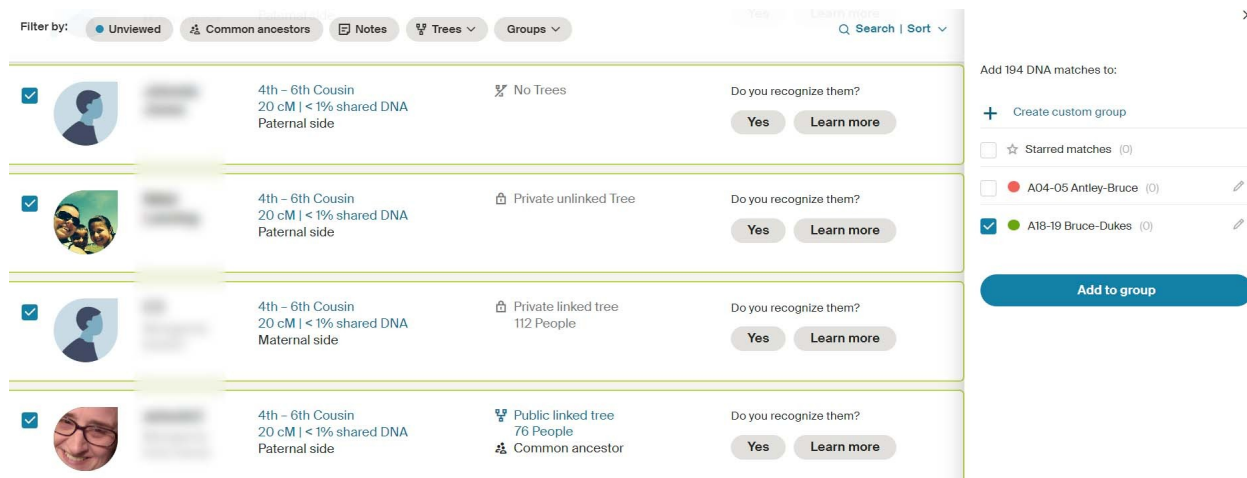
Group Name 2 of 24

A18-19 Bruce-Dukes





Assign a color 

Save

Shared Matches was clicked to gather DNA Matches that descended from Elijah and Winnie and also from their ancestors. These DNA Matches were added to the A18-19 Bruce-Dukes Green Dot group.



Filter by: Unviewed Common ancestors Notes Trees Groups

<input checked="" type="checkbox"/>		4th - 6th Cousin 20 cM < 1% shared DNA Paternal side	No Trees	Do you recognize them? Yes Learn more
<input checked="" type="checkbox"/>		4th - 6th Cousin 20 cM < 1% shared DNA Paternal side	Private unlinked Tree	Do you recognize them? Yes Learn more
<input checked="" type="checkbox"/>		4th - 6th Cousin 20 cM < 1% shared DNA Maternal side	Private linked tree 112 People	Do you recognize them? Yes Learn more
<input checked="" type="checkbox"/>		4th - 6th Cousin 20 cM < 1% shared DNA Paternal side	Public linked tree 76 People Common ancestor	Do you recognize them? Yes Learn more

Add 194 DNA matches to:

- Create custom group
- Starred matches (0)
- A04-05 Antley-Bruce (0)
- A18-19 Bruce-Dukes (0)

Add to group

Going back to my main DNA Matches List, I selected the Paternal Group and the A08-09 Antley-Bruce group, scrolled all the way to the bottom of the page and did a Save as.. of the file.

Step 3: Analyzing the gathered information

The Save as... file is uploaded to the DMDSDT Tool for processing. This is the output list.

Searching for Dibble's Ancestors

[Go to Home Page](#)

DNA Matches Dot System Chart for Jim Antley's DNA Match
 Printed: October 4, 2023, 10:50 pm
 *** This is local time at the Computer Processing Center **

Num	Match Name	Side	cMs	Tree Info	GP1	GP2	GP3	GP4	GP5	GP6	GP7	GP8	GP9	GP10
1		P	530	Unlinked	GP1									
2		P	297	363	GP1									
3		P	175	Unlinked	GP1	GP2								
4		P	160	106 CA	GP1									
5		P	156	Unlinked	GP1									
6		P	155	79 CA	GP1									
7		P	135	No Tree	GP1									
8		P	134	61 CA	GP1									
9		P	133	5	GP1									
10		P	131	No Tree	GP1									
11		P	131	11 CA	GP1									
				Private										

I clicked on DNA Match #6 to view the profile page on Ancestry.

How are you and Josie McCleod related?

Common Ancestors

According to Ancestry member trees, these are the common ancestors that connect you and Josie McCleod. View a common ancestor to see the relationship path that connects you.

Josie McCleod could be your 2nd cousin through:

John Joseph Antley
Great-grandfather
1834-1888
[View Relationship](#)

Martha Rachel Bruce
Great-grandmother
1844-1924
[View Relationship](#)

Smoak Family Tree [Expand tree](#)

Linked Tree 79 People

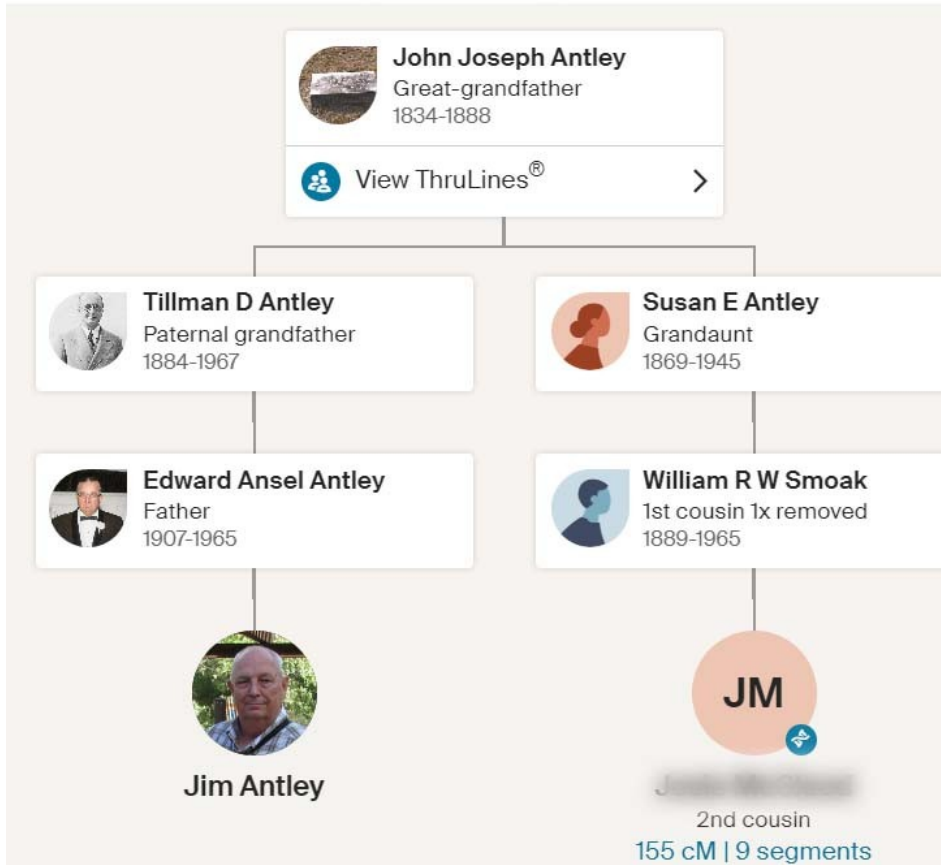
This is a preview of the public tree linked to Josie McCleod's DNA results. Surnames that appear in both your tree and Josie McCleod's tree are marked in green.

I then clicked on View Relationship under John and Martha on the left panel.

Searching for Dibble's Ancestors

Relationship to **John Joseph Antley**

You may be related to **John Joseph Antley** through John Joseph Antley



According to this DNA Matches family tree, John Joseph Antley is Tillman's father.

Additional DNA Matches family trees will be examined in order to validate that John Joseph is really Tillman's father.

Then I can move on to my next Brick Wall.